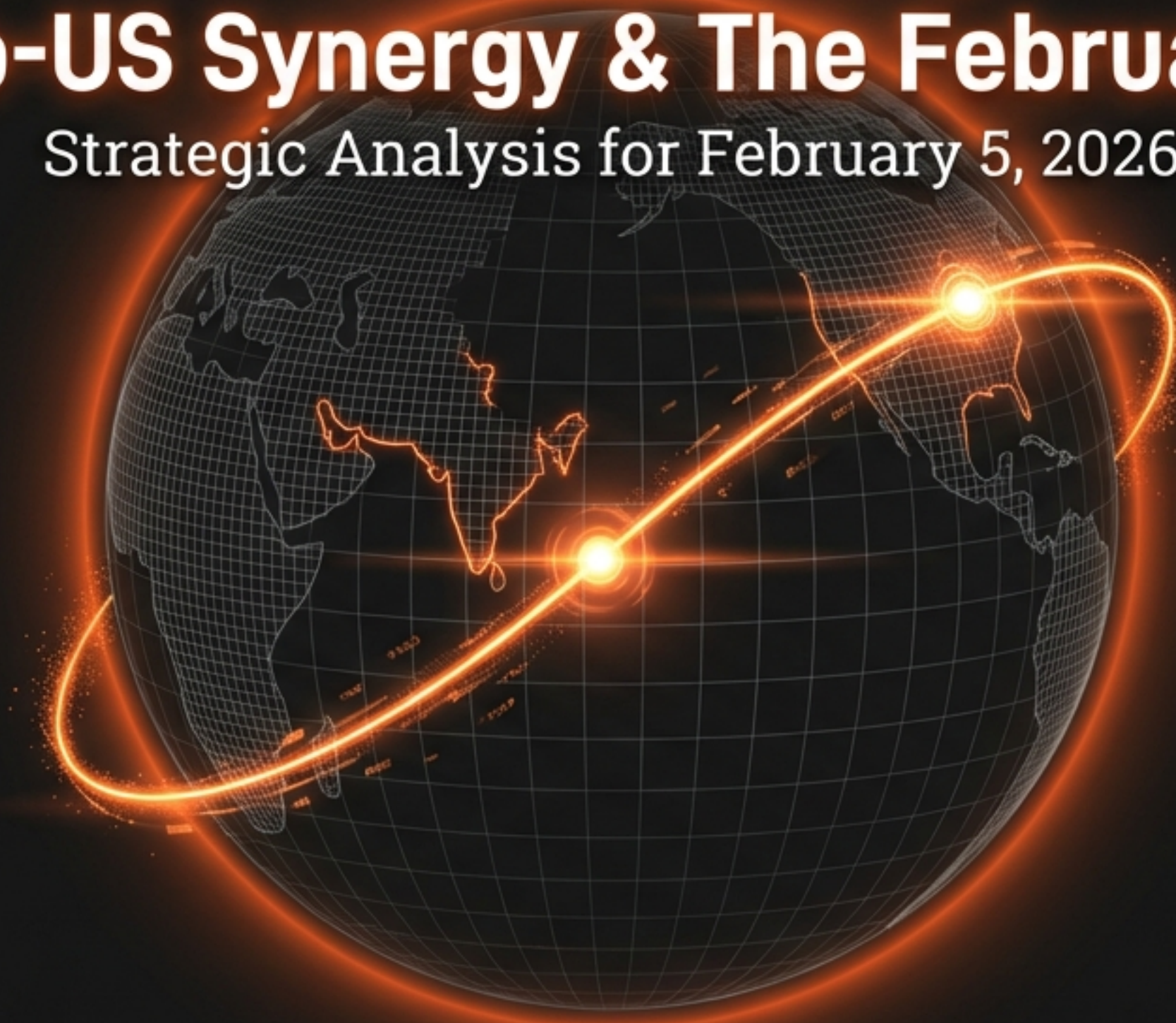


Global Market Intelligence: The Indo-US Synergy & The February Reset

Strategic Analysis for February 5, 2026



Senior Market Research | Proprietary Analysis

State of the Markets: A Historic Structural Shift

The Indo-US Strategic Trade Deal has triggered a bifurcation in global risk assets

EMERGING STRENGTH



Nifty 50:
25,830
(Testing Highs)



India VIX:
12.25
(-5.0% Crash)



Theme:
High-Conviction Bullish

GLOBAL ANCHOR



CORRECTION ZONES



Silver Futures:
-11.05%
(Liquidation)



Nasdaq 100:
-0.02%
(Price Discovery)

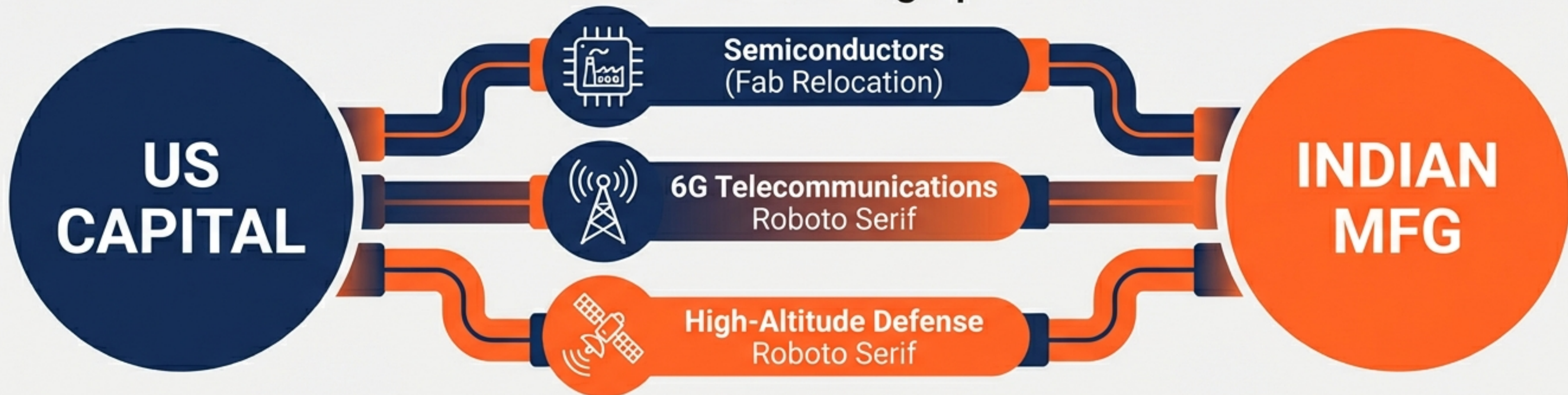


Theme:
Volatile Stabilization



The Catalyst: Deep-Tech Integration (CTTI)

Network Node Infographic



Economic Impact

Projected 1.2% boost to India's GDP long-term.

Corporate Impact

Margin expansion for US multinationals via cost arbitrage.

Strategic Focus

Supply chain security; bypassing geopolitical bottlenecks.



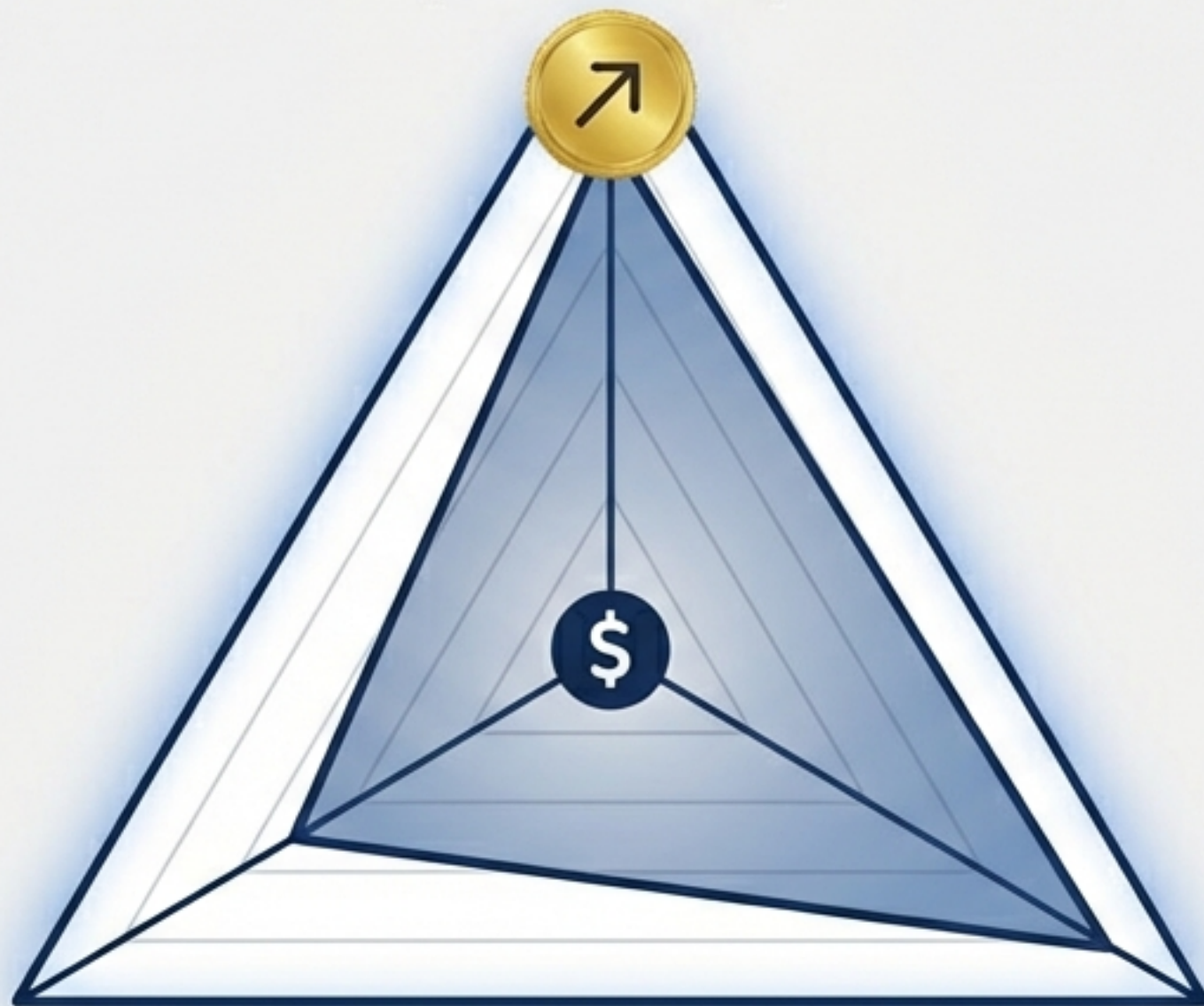
Analyst Insight Box:

A 'Double Win' scenario: Fiscal prudence for India and supply chain security for the US.

The Three Pillars of February

From 'AI Hype' to 'AI Utility' amidst a rising Dollar.

Dollar Resurgence
(DXY 97.67)



Institutional Budget Pivot
(Long Structures)

AI-Utility Wave
(Margin Focus)

MARKET NARRATIVES

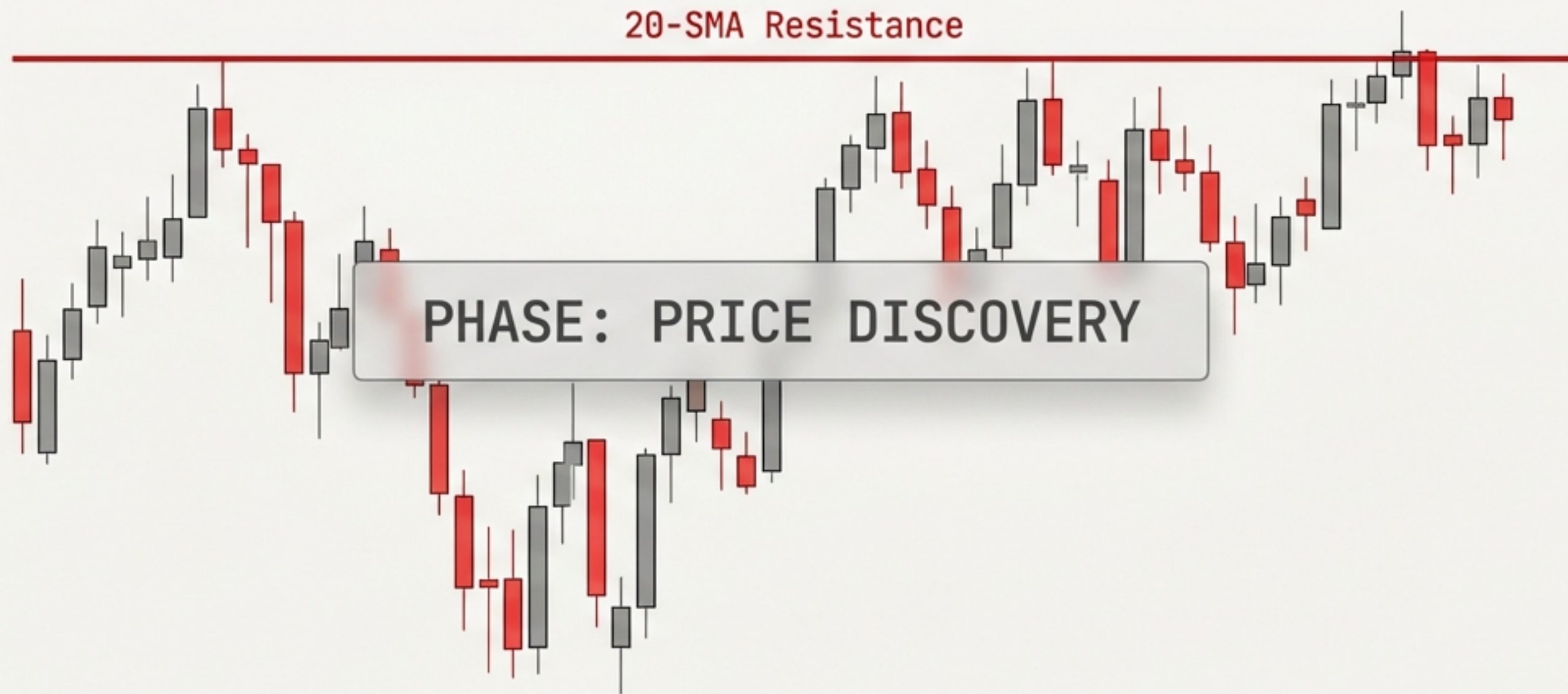
↑ **Microsoft: +0.72%**
(Utility/Monetization)


↓ **NVIDIA: -3.41%**
(Valuation Reset)


↓ **Commodities:** Liquidation
via Monetary Cleanup

Americas Analysis: Hawkish Vigilance

Nasdaq 100



 Dow Jones:
49,444 (-0.11%)

 Nasdaq 100:
24,887 (-0.02%)

● S&P 500:
6,878 (-0.07%)

Strategic Action

Monitor Jobs Report
for wage signals.
Tech rotation active.

Eurasia Analysis: Fragmentation & Currency Wars

KEY INSIGHT

Europe remains sideways; Japan suffers from currency shocks. No-Trade Zone active in Tokyo.



The 'Indian Shield': Structural Bull Market

Nifty 50

Trend: High-Conviction Bullish
India VIX: 12.25 (-5.0%)
USD/INR: 89.10 (Rupee Strength)



Strategic Action

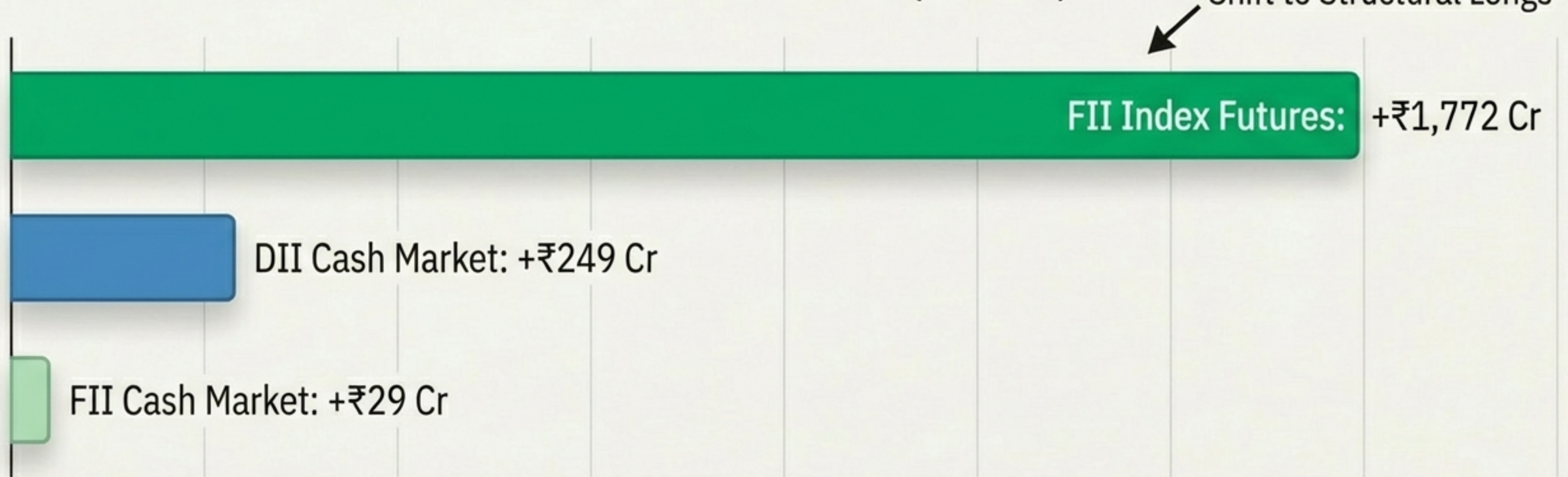
Buy on Dips strategy remains active. Fear has exited the market.

Institutional Flow: The 'Smart Money' Pivot

ANALYST INSIGHT

Institutions have switched from hedging to accumulation immediately following the Budget/Trade Deal.

Net Institutional Flows (₹ Crores)

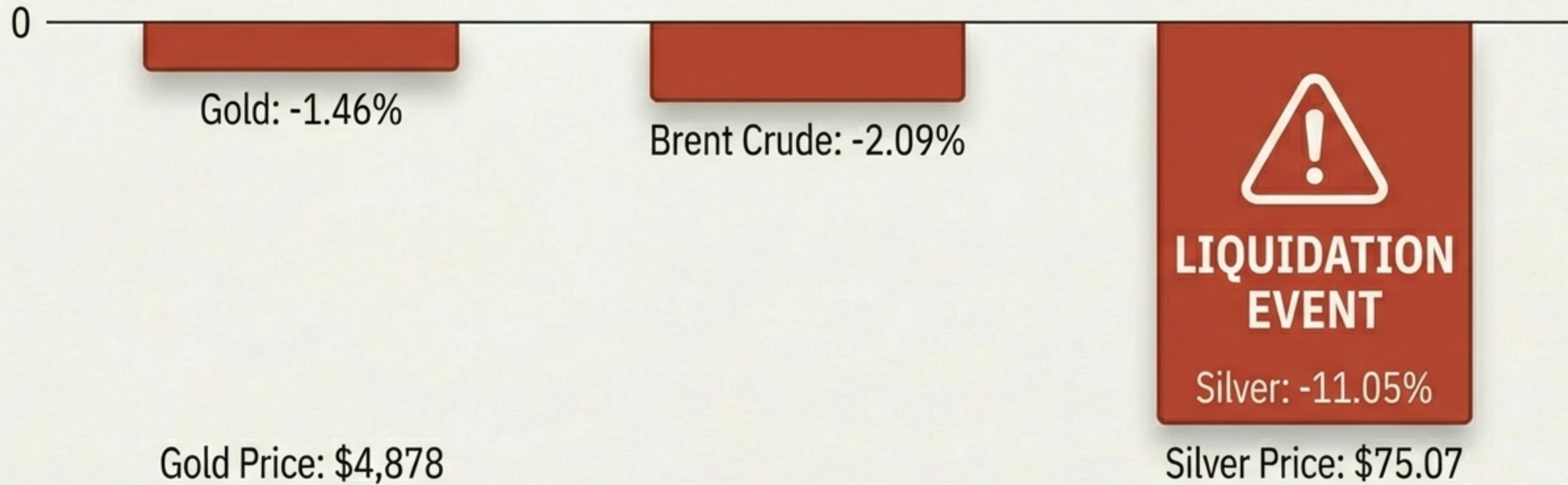


Commodities: Monetary Cleanup in Progress

KEY INSIGHT

Dollar Resurgence (DXY 97.67) is flushing out overleveraged speculative longs.

Percentage Drops




Forex: Dollar Dominance vs. EM Resilience

ANALYST INSIGHT

The INR is protected by the CTTI Trade Deal, defying the strong Dollar trend.

Currency Strength Meter



DXY Index: 97.67 (+0.19%) ↑

Bullish Breakout

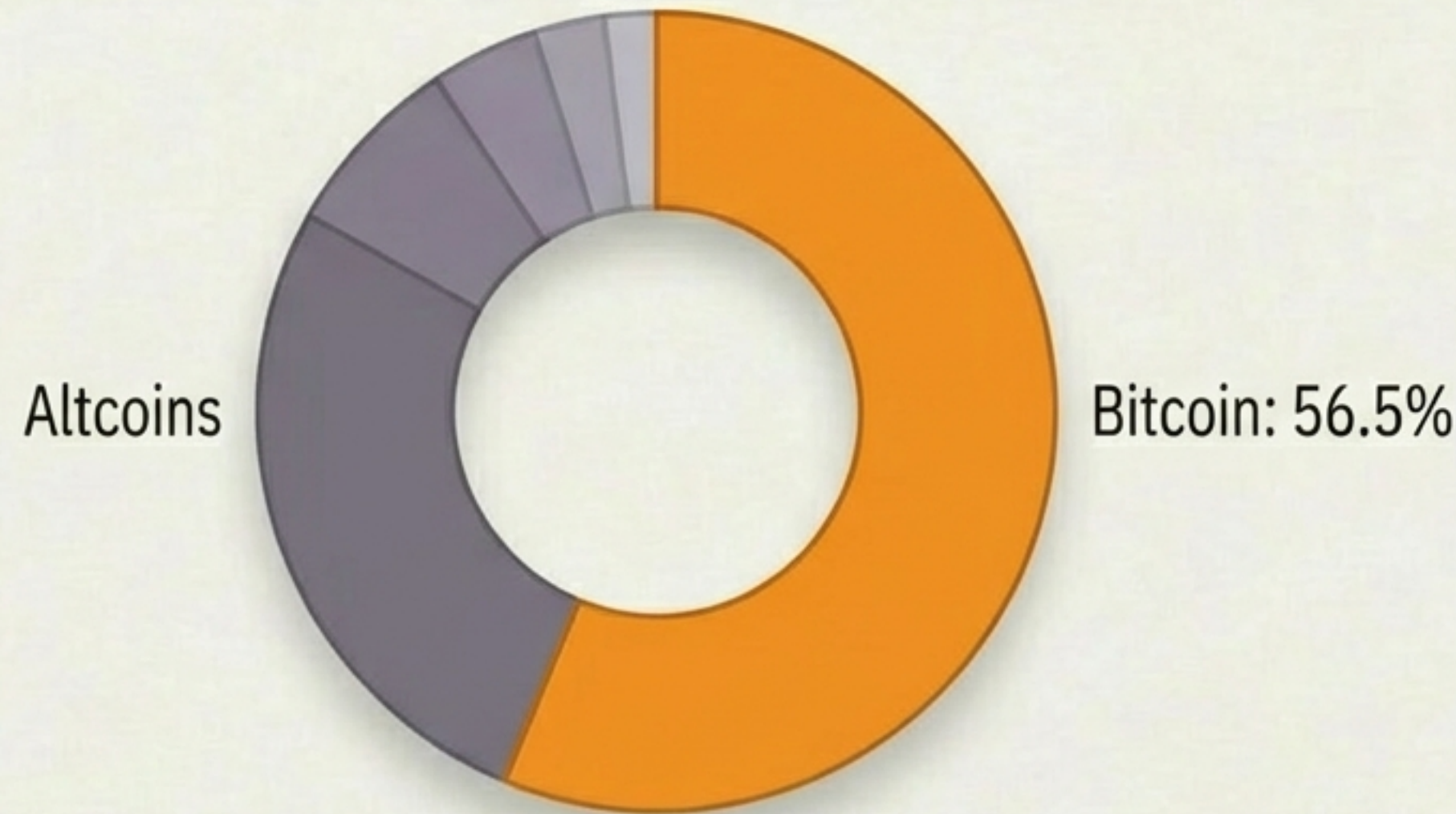
USD/INR: 89.10 (-0.32%) ↓

Rare Divergence

Crypto Market: Defensive Accumulation

KEY INSIGHT

Capital is fleeing high-beta altcoins for the safety of Digital Gold.



Crypto Ecosystem:
De-Risking Phase

Bitcoin Price:
\$93,950 (-0.45%)

ETF Flows:
\$450M Net Outflow


Digital Assets: News & Fundamentals

KEY INSIGHT


On-chain utility and corporate adoption remain at highs despite price consolidation.

POSITIVE TAILWINDS





Solana “AI-Agent”
Volume: 300M txns  (+XX%)




MicroStrategy:
+15k BTC Purchase  (+XX BTC)

NEGATIVE HEADWINDS



EU Policy: 25% Unrealized Gains Tax Leak  (-XX%)

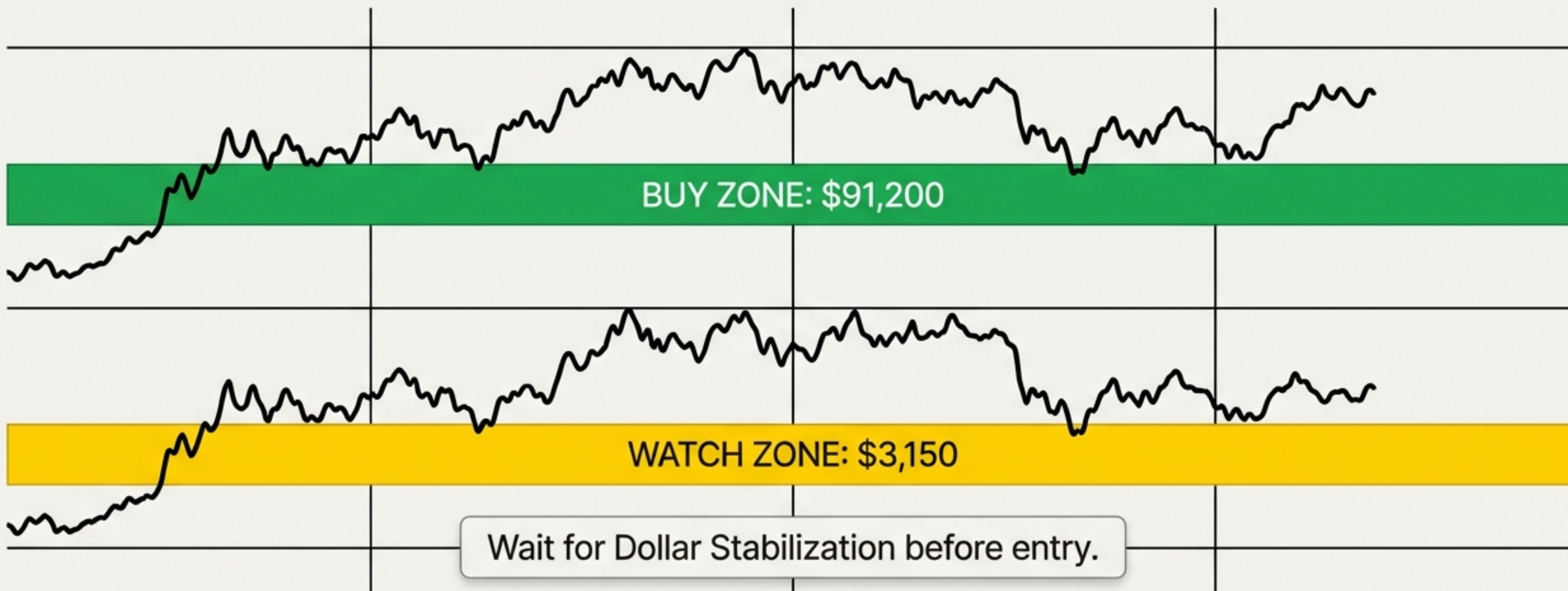


Spot ETF Outflows  (-\$XX M)

Crypto Trading Plan: Technical Levels

Strategic Action: Limit orders at support only. Do not chase green candles today.

Key Trading Levels



Risk Management: The 'Watch' List

If DXY crosses 98.00, Hedge all EM Equities immediately.

DXY DANGER LEVEL



97.67 (Critical at 98.00)

SILVER VOLATILITY



Extreme Caution

RBI POLICY RISK



Status Quo Expected

Final Verdict: Dollar Fortress vs. Trade Synergy



THEME: VOLATILE STABILIZATION